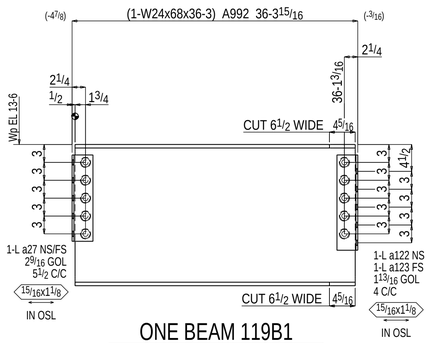

ONE BEAM 119B1

W 23 11/16x7/16
F 9x9/16

SHOP BOLTS:
10-7/8x2 1/2 A325N

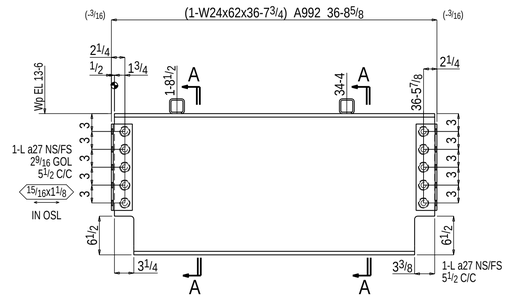

ONE BEAM 119B2

W 23 11/16x7/16
F 7 1/16x9/16

SHOP BOLTS:
10-7/8x2 1/2 A325N

SHOP NOTE:
CAMBER 1/2 UP

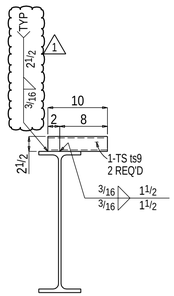

Section A-A

119B2

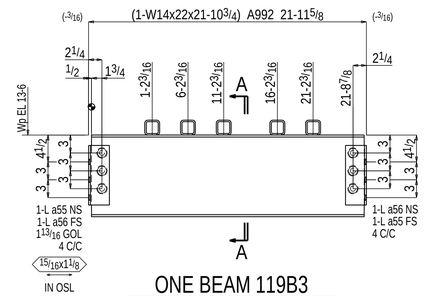

ONE BEAM 119B3

W 13 11/16x1/4
F 5x5/16

SHOP BOLTS:
6-7/8x2 A325N

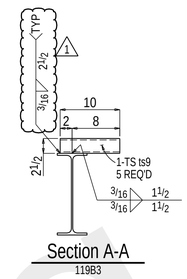

Section A-A

119B3

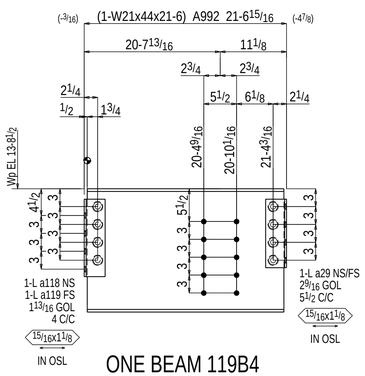

ONE BEAM 119B4

W 20 11/16x3/8
F 6 1/2x7/16

SHOP BOLTS:
8-7/8x2 1/2 A325N

NOTE:
BEAM SIZE CHANGED
FROM W14x26

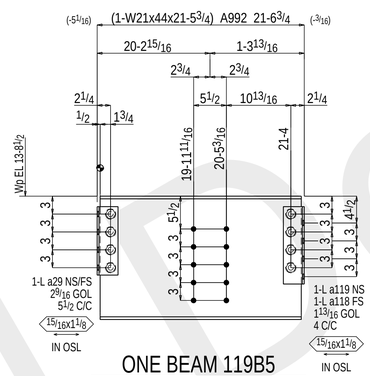

ONE BEAM 119B5

W 20 11/16x3/8
F 6 1/2x7/16

SHOP BOLTS:
8-7/8x2 1/2 A325N

NOTE:
BEAM SIZE CHANGED
FROM W18x40

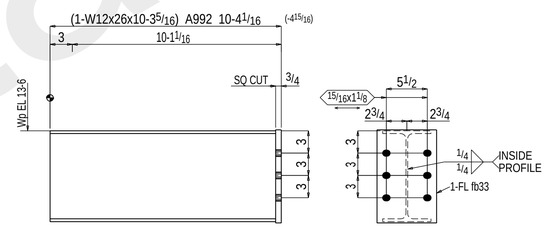

ONE BEAM 119B6

W 12 3/16x1/4
F 6 1/2x3/8

BILL OF MATERIAL

MARK	No. REQ'D	Description	LENGTH FT	LENGTH IN	Remarks	Weight Total
119B1	ONE	BEAM				2505
119B1	1	W24x68	36	3		2461
a27	2	L4x3 1/2x5/16	1	2 1/2		17
a122	1	L3 1/2x3x5/16	1	4		8
a123	1	L3 1/2x3x5/16	1	4		8
	10	7/8 Dia A325N	0	2 1/2	+1HD WASH	10
119B2	ONE	BEAM				2315
119B2	1	W24x62	36	7 3/4	C=1/2	2258
ts9	2	HSS2 1/2x2 1/2x1/4	0	10		12
a27	4	L4x3 1/2x5/16	1	2 1/2		34
	10	7/8 Dia A325N	0	2 1/2	+1HD WASH	10
119B3	ONE	BEAM				537
119B3	1	W14x22	21	10 3/4		481
ts9	5	HSS2 1/2x2 1/2x1/4	0	10		30
a55	2	L3 1/2x3x5/16	0	10		10
a56	2	L3 1/2x3x5/16	0	10		10
	6	7/8 Dia A325N	0	2	+1HD WASH	6
119B4	ONE	BEAM				980
119B4	1	W21x44	21	6		945
a29	2	L4x3 1/2x5/16	0	11 1/2		14
a118	1	L3 1/2x3x5/16	1	1		7
a119	1	L3 1/2x3x5/16	1	1		7
	8	7/8 Dia A325N	0	2 1/2	+1HD WASH	8
		FIELD BOLTS				
	10	7/8 Dia A325N	0	2	+1HD WASH	
119B5	ONE	BEAM				979
119B5	1	W21x44	21	5 3/4		944
a29	2	L4x3 1/2x5/16	0	11 1/2		14
a118	1	L3 1/2x3x5/16	1	1		7
a119	1	L3 1/2x3x5/16	1	1		7
	8	7/8 Dia A325N	0	2 1/2	+1HD WASH	8
		FIELD BOLTS				
	10	7/8 Dia A325N	0	2 1/2	+2HD WASH	
119B6	ONE	BEAM				287
119B6	1	W12x26	10	3 5/16	S1E	267
fb33	1	FL3/4x8	1	0 1/2		20

DRAWINGS PREPARED BY,
GLOBAL DETAILING, INC.
JOB #: 14-473

Mull Iron — A MINORITY BUSINESS ENTERPRISE
10 MULL DRIVE — RITTMAN, OHIO 44270

JOB NAME	GATEWAY BUILDING AT PARK WEST
JOB ADDRESS	-
ARCH./ENG.	HASENSTAB ARCHITECTS
CUSTOMER	TESTA COMPANIES
CONTRACTOR	TESTA COMPANIES
DESCRIPTION	BEAM DETAIL(S)
DETAILED MC	DATE 12-2014 CHECKED MPE

MATERIAL:
W SHAPE: A992
CHANNEL & PL'S: A36
HSS (TUBE): A500 GR. B
HSS (ROUND): A53 GR. B

BOLTS: 7/8" Ø U.N.O.
HOLES: 15/16 Ø U.N.O.
WELDING: E70XX
SURFACE PREP: SSPC SP-3
PAINT: 1 S/C RED PRIMER (U.N.)

REV	DATE	DESCRIPTION	BY
1	Jan 8 2015	ADDED OUTRIGGER WELDS	MC
0	Jan 7 2015	FOR FABRICATION	MC
A	Dec 9 2014	FOR APPROVAL	MC

Cont. No. C14800 — Dwg. No. 119 — 1

Global Detailing, Inc.

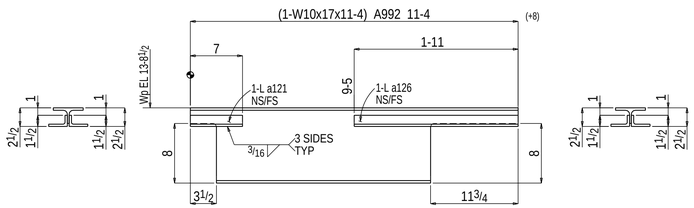

ONE BEAM 120B1

W 10 1/8 x 1/4
F 4 x 5/16

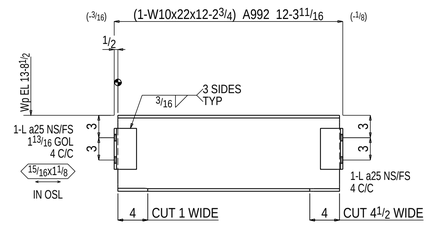

ONE BEAM 120B2

W 10 3/16 x 1/4
F 5 3/4 x 3/8

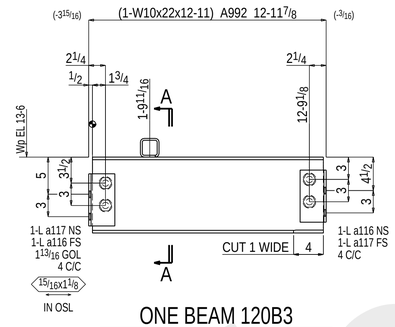

ONE BEAM 120B3

W 10 3/16 x 1/4
F 5 3/4 x 3/8

SHOP BOLTS:
4-7/8 x 2 1/2 A325N

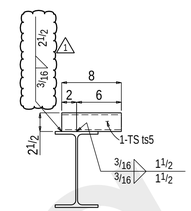

Section A-A

120B3

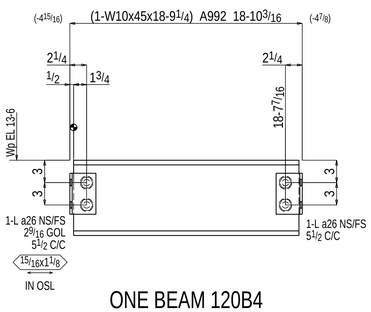

ONE BEAM 120B4

W 10 1/8 x 3/8
F 8 x 5/8

SHOP BOLTS:
4-7/8 x 2 1/2 A325N

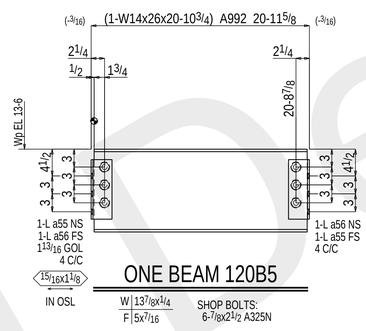

ONE BEAM 120B5

W 13 7/8 x 1/4
F 5 x 7/16

SHOP BOLTS:
6-7/8 x 2 1/2 A325N

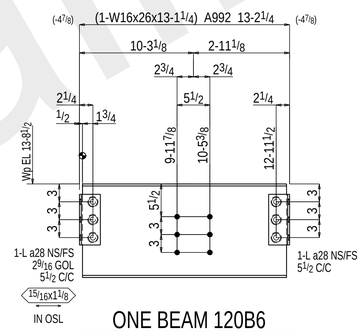

ONE BEAM 120B6

W 15 11/16 x 1/4
F 5 1/2 x 3/8

SHOP BOLTS:
6-7/8 x 2 A325N

NOTE:
BEAM SIZE CHANGED
FROM W10x30

BILL OF MATERIAL

MARK	No. REQ'D	Description	LENGTH FT	LENGTH IN	Remarks	Weight Total
120B1	ONE	BEAM				198
120B1	1	W10x17	11	4		178
a126	2	L2 1/2x1 1/2x5/16	1	11		15
a121	2	L2 1/2x1 1/2x5/16	0	7		5
120B2	ONE	BEAM				277
120B2	1	W10x22	12	2 3/4		267
a25	4	L3x3x5/16	0	5 1/2		11
120B3	ONE	BEAM				305
120B3	1	W10x22	12	11		282
ts5	1	HSS2 1/2x2 1/2x1/4	0	8		5
a116	2	L3 1/2x3x5/16	0	7		7
a117	2	L3 1/2x3x5/16	0	7		7
	4	7/8 Dia A325N	0	2 1/2	+1HD WASH	4
120B4	ONE	BEAM				862
120B4	1	W10x45	18	9 1/4		844
a26	4	L4x3 1/2x5/16	0	5 1/2		13
	4	7/8 Dia A325N	0	2 1/2	+1HD WASH	4
120B5	ONE	BEAM				570
120B5	1	W14x26	20	10 3/4		543
a55	2	L3 1/2x3x5/16	0	10		10
a56	2	L3 1/2x3x5/16	0	10		10
	6	7/8 Dia A325N	0	2 1/2	+1HD WASH	6
120B6	ONE	BEAM				366
120B6	1	W16x26	13	1 1/4		340
a28	4	L4x3 1/2x5/16	0	8 1/2		20
	6	7/8 Dia A325N	0	2	+1HD WASH	6
		FIELD BOLTS				
	6	7/8 Dia A325N	0	2	+1HD WASH	

DRAWINGS PREPARED BY,
GLOBAL DETAILING, INC.
JOB #: 14-473

Mull Iron — A MINORITY BUSINESS ENTERPRISE
10 MULL DRIVE — RITTMAN, OHIO 44270

JOB NAME	GATEWAY BUILDING AT PARK WEST
JOB ADDRESS	-
ARCH./ENG.	HASENSTAB ARCHITECTS
CUSTOMER	TESTA COMPANIES
CONTRACTOR	TESTA COMPANIES
DESCRIPTION	BEAM DETAIL(S)
DETAILED MC	DATE 12-2014 CHECKED MPE

MATERIAL:
W SHAPE: A992
CHANNEL & PL'S: A36
HSS (TUBE): A500 GR. B
HSS (ROUND): A53 GR. B

BOLTS: 7/8" Ø U.N.O.
HOLES: 15/16 Ø U.N.O.
WELDING: E70XX
SURFACE PREP: SSPC SP-3
PAINT: 1 S/C RED PRIMER (U.N.)

REV	DATE	DESCRIPTION	BY
1	Jan 8 2015	ADDED OUTRIGGER WELD	MC
0	Jan 7 2015	FOR FABRICATION	MC
A	Dec 9 2014	FOR APPROVAL	MC

Cont. No. C14800 — Dwg. No. 120 — 1

Global Detailing, Inc.

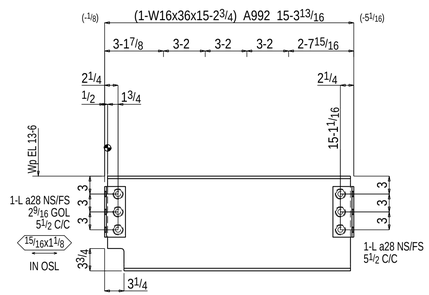

ONE BEAM 121B1

W | 15 7/8x5 5/16
F | 7x7 7/16

SHOP BOLTS:
6-7/8x2 1/2 A325N

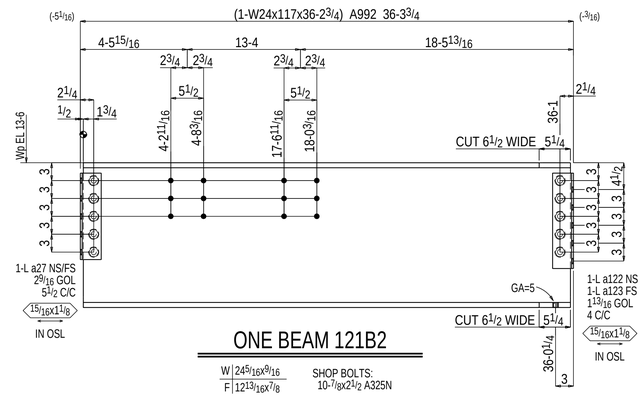

ONE BEAM 121B2

W | 24 5/16x8 3/16
F | 12 13/16x7/8

SHOP BOLTS:
10-7/8x2 1/2 A325N

SHOP NOTE:
CAMBER 1/2 UP

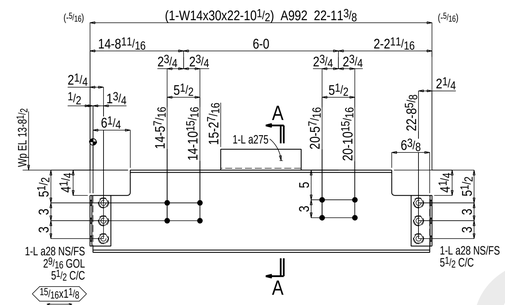

ONE BEAM 121B3

W | 13 13/16x1 1/4
F | 6 3/4x3 3/8

SHOP BOLTS:
6-7/8x2 1/2 A325N

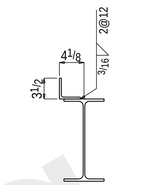

Section A-A
121B3

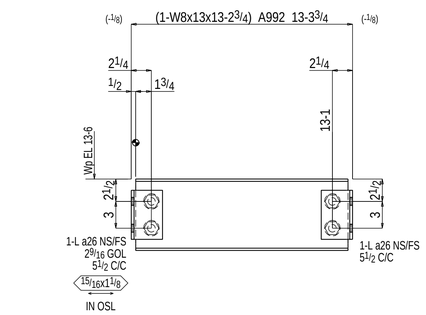

ONE BEAM 121B4

W | 8x1 1/4
F | 4x1 1/4

SHOP BOLTS:
4-7/8x2 A325N

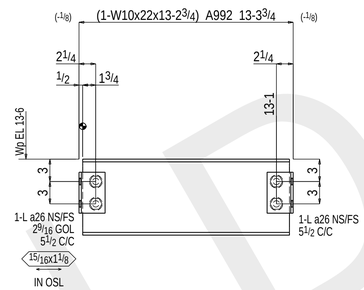

ONE BEAM 121B5

W | 10 3/16x1 1/4
F | 5 3/4x3 3/8

SHOP BOLTS:
4-7/8x2 1/2 A325N

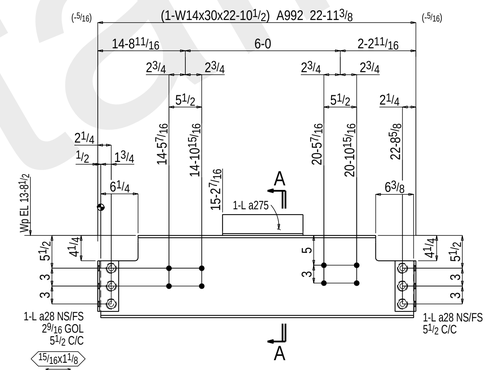

ONE BEAM 121B6

W | 13 13/16x1 1/4
F | 6 3/4x3 3/8

SHOP BOLTS:
6-7/8x2 1/2 A325N

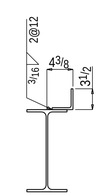

Section A-A
121B6

BILL OF MATERIAL

MARK	No. REQ'D	Description	LENGTH FT	LENGTH IN	Remarks	Weight Total
121B1	ONE	BEAM				571
121B1	1	W16x36	15	2 3/4		545
a28	4	L4x3 1/2x5/16	0	8 1/2		20
	6	7/8 Dia A325N	0	2 1/2	+1HD WASH	6
121B2	ONE	BEAM				4264
121B2	1	W24x117	36	2 3/4	C=1/2	4220
a27	2	L4x3 1/2x5/16	1	2 1/2		17
a122	1	L3 1/2x3x5/16	1	4		8
a123	1	L3 1/2x3x5/16	1	4		8
	10	7/8 Dia A325N	0	2 1/2	+1HD WASH	10
		FIELD BOLTS				
	12	7/8 Dia A325N	0	2 1/2	+1HD WASH	
121B3	ONE	BEAM				734
121B3	1	W14x30	22	10 1/2		672
a28	4	L4x3 1/2x5/16	0	8 1/2		20
a275	1	L3 1/2x3 1/2x5/16	4	11 1/2		36
	6	7/8 Dia A325N	0	2 1/2	+1HD WASH	6
		FIELD BOLTS				
	8	7/8 Dia A325N	0	2	+1HD WASH	
121B4	ONE	BEAM				189
121B4	1	W8x13	13	2 3/4		172
a26	4	L4x3 1/2x5/16	0	5 1/2		13
	4	7/8 Dia A325N	0	2	+1HD WASH	4
121B5	ONE	BEAM				308
121B5	1	W10x22	13	2 3/4		291
a26	4	L4x3 1/2x5/16	0	5 1/2		13
	4	7/8 Dia A325N	0	2 1/2	+1HD WASH	4
121B6	ONE	BEAM				734
121B6	1	W14x30	22	10 1/2		672
a28	4	L4x3 1/2x5/16	0	8 1/2		20
a275	1	L3 1/2x3 1/2x5/16	4	11 1/2		36
	6	7/8 Dia A325N	0	2 1/2	+1HD WASH	6
		FIELD BOLTS				
	8	7/8 Dia A325N	0	2	+1HD WASH	

DRAWINGS PREPARED BY,
GLOBAL DETAILING, INC.
JOB #: 14-473

Mull Iron — A MINORITY BUSINESS ENTERPRISE
10 MULL DRIVE — RITTMAN, OHIO 44270

JOB NAME	GATEWAY BUILDING AT PARK WEST
JOB ADDRESS	-
ARCH./ENG.	HASENSTAB ARCHITECTS
CUSTOMER	TESTA COMPANIES
CONTRACTOR	TESTA COMPANIES
DESCRIPTION	BEAM DETAIL(S)
DETAILED MC	DATE 12-2014 — CHECKED MPE

MATERIAL:
W SHAPE: A992
CHANNEL & PL'S: A36
HSS (TUBE): A500 GR. B
HSS (ROUND): A53 GR. B

BOLTS: 7/8" Ø U.N.O.

HOLES: 15/16 Ø U.N.O.

WELDING: E70XX

SURFACE PREP: SSPC SP-3

PAINT: 1 S/C RED PRIMER (U.N.)

REV	DATE	DESCRIPTION	BY
0	Jan 7 2015	FOR FABRICATION	MC
A	Dec 9 2014	FOR APPROVAL	MC

Cont. No. C14800 — Dwg. No. 121 — 0

Global Detailing Inc

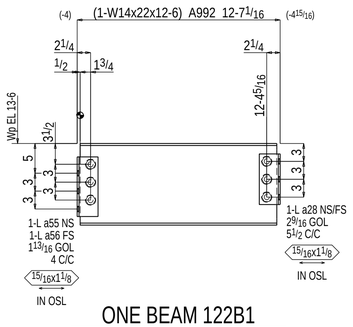

ONE BEAM 122B1

W 13 11/16x1/4
F 5x5/16

SHOP BOLTS:
6-7/8x2 A325N

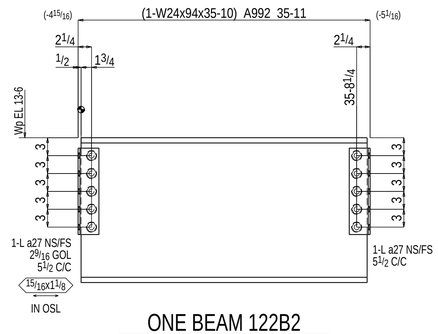

ONE BEAM 122B2

W 24 5/16x1/2
F 9 1/16x7/8

SHOP BOLTS:
10-7/8x2 1/2 A325N

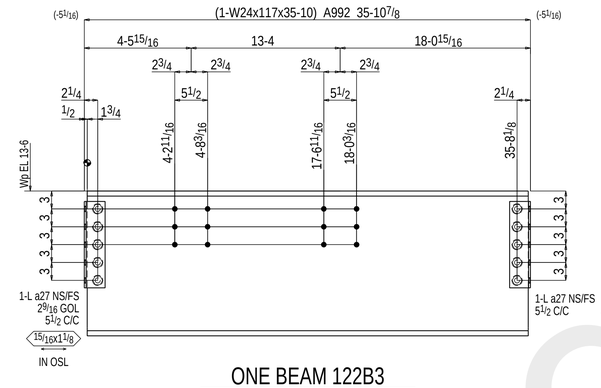

ONE BEAM 122B3

W 24 5/16x9/16
F 12 13/16x7/8

SHOP BOLTS:
10-7/8x2 1/2 A325N

SHOP NOTE:
CAMBER 1/2 UP

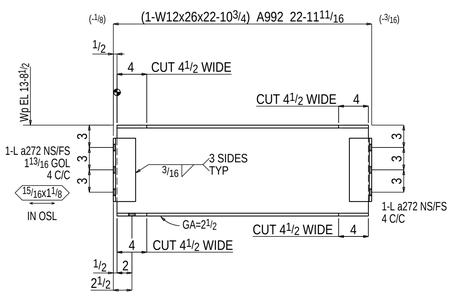

ONE BEAM 122B4

W 12 3/16x1/4
F 6 1/2x3/8

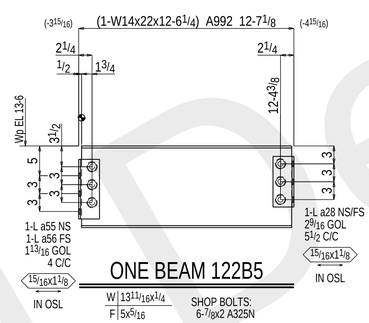

ONE BEAM 122B5

W 13 11/16x1/4
F 5x5/16

SHOP BOLTS:
6-7/8x2 A325N

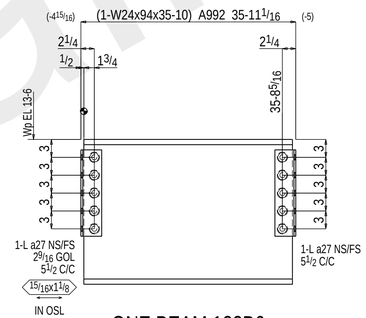

ONE BEAM 122B6

W 24 5/16x1/2
F 9 1/16x7/8

SHOP BOLTS:
10-7/8x2 1/2 A325N

SHOP NOTE:
CAMBER 1/2 UP

BILL OF MATERIAL

MARK	No. REQ'D	Description	LENGTH FT	LENGTH IN	Remarks	Weight Total
122B1	ONE	BEAM				301
122B1	1	W14x22	12	6		275
a28	2	L4x3 1/2x5/16	0	8 1/2		10
a55	1	L3 1/2x3x5/16	0	10		5
a56	1	L3 1/2x3x5/16	0	10		5
	6	7/8 Dia A325N	0	2	+1HD WASH	6
122B2	ONE	BEAM				3412
122B2	1	W24x94	35	10		3367
a27	4	L4x3 1/2x5/16	1	2 1/2		34
	10	7/8 Dia A325N	0	2 1/2	+1HD WASH	10
122B3	ONE	BEAM				4235
122B3	1	W24x117	35	10	C=1/2	4190
a27	4	L4x3 1/2x5/16	1	2 1/2		34
	10	7/8 Dia A325N	0	2 1/2	+1HD WASH	10
		FIELD BOLTS				
	12	7/8 Dia A325N	0	2 1/2	+1HD WASH	
122B4	ONE	BEAM				608
122B4	1	W12x26	22	10 3/4		592
a272	4	L3x3x5/16	0	8 1/2		16
122B5	ONE	BEAM				301
122B5	1	W14x22	12	6 1/4		275
a28	2	L4x3 1/2x5/16	0	8 1/2		10
a55	1	L3 1/2x3x5/16	0	10		5
a56	1	L3 1/2x3x5/16	0	10		5
	6	7/8 Dia A325N	0	2	+1HD WASH	6
122B6	ONE	BEAM				3412
122B6	1	W24x94	35	10	C=1/2	3367
a27	4	L4x3 1/2x5/16	1	2 1/2		34
	10	7/8 Dia A325N	0	2 1/2	+1HD WASH	10

DRAWINGS PREPARED BY,
GLOBAL DETAILING, INC.
JOB #: 14-473

Mull Iron — A MINORITY BUSINESS ENTERPRISE
10 MULL DRIVE — RITTMAN, OHIO 44270

JOB NAME	GATEWAY BUILDING AT PARK WEST
JOB ADDRESS	-
ARCH./ENG.	HASENSTAB ARCHITECTS
CUSTOMER	TESTA COMPANIES
CONTRACTOR	TESTA COMPANIES
DESCRIPTION	BEAM DETAIL(S)
DETAILED MC	DATE 12-2014 — CHECKED MPE

MATERIAL:
W SHAPE: A992
CHANNEL & PL'S: A36
HSS (TUBE): A500 GR. B
HSS (ROUND): A53 GR. B

BOLTS: 7/8" Ø U.N.O.

HOLES: 15/16 Ø U.N.O.

WELDING: E70XX

SURFACE PREP: SSPC SP-3

PAINT: 1 S/C RED PRIMER (U.N.)

REV	DATE	DESCRIPTION	BY
0	Jan 7 2015	FOR FABRICATION	MC
A	Dec 9 2014	FOR APPROVAL	MC

Cont. No. C14800 — Dwg. No. 122 — 0

Global Detailing, Inc.

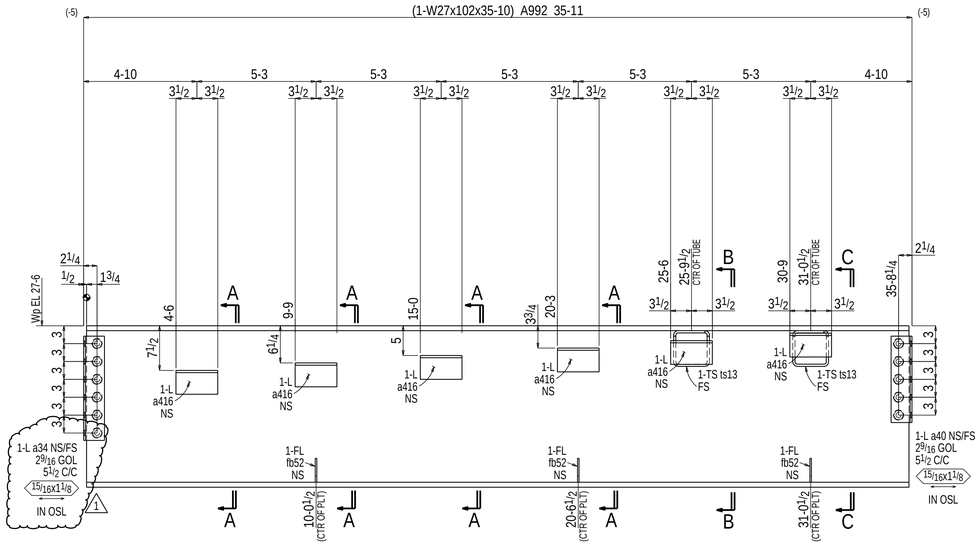

ONE BEAM 205B1

W 27 1/8x1/2
F 10x13/16

SHOP BOLTS:
10-7/8x2 1/2 A325N

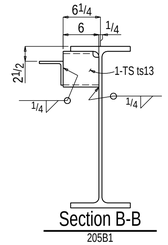

Section B-B
205B1

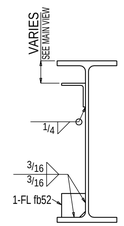

Section A-A
205B1

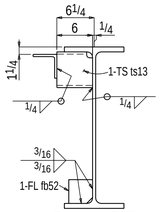

Section C-C
205B1

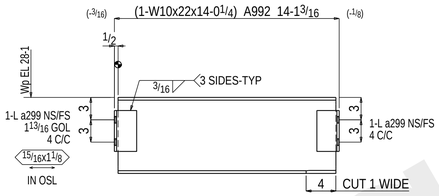

ONE BEAM 205B2

W 10 3/16x1/4
F 5 3/4x3/8

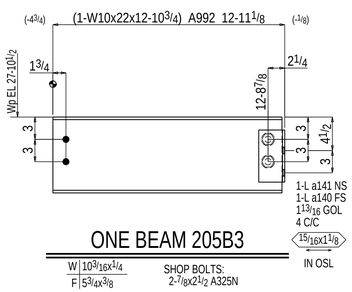

ONE BEAM 205B3

W 10 3/16x1/4
F 5 3/4x3/8

SHOP BOLTS:
2-7/8x2 1/2 A325N

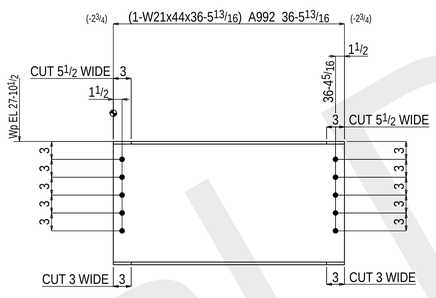

ONE BEAM 205B4

W 20 11/16x3/8
F 6 1/2x7/16

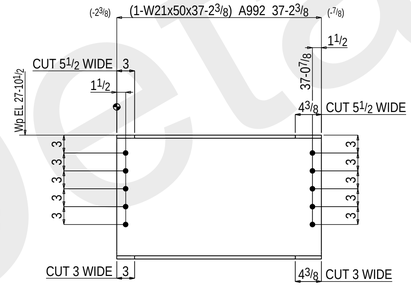

ONE BEAM 205B5

W 20 13/16x3/8
F 6 1/2x9/16

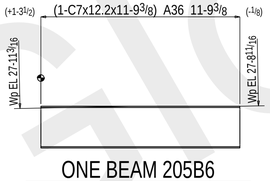

ONE BEAM 205B6

W 7x5/16
F 2 3/16x3/8

SHOP NOTE:
TOE DIRECTION NEAR SIDE



2 BEAMS 205B7

W 7x5/16
F 2 3/16x3/8

SHOP NOTE:
TOE DIRECTION NEAR SIDE

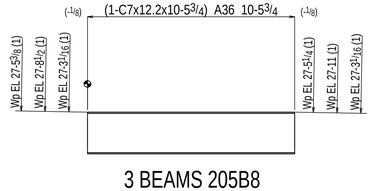

3 BEAMS 205B8

W 7x5/16
F 2 3/16x3/8

SHOP NOTE:
TOE DIRECTION NEAR SIDE

BILL OF MATERIAL

MARK	No. REQ'D	Description	LENGTH FT	LENGTH IN	Remarks	Weight Total
205B1	ONE	BEAM				3767
205B1	1	W27x102	35	10		3654
ts13	2	HSS6x6x3/8	0	6		26
a416	6	L4x4x3/8	0	7		34
a34	2	L4x3 1/2x5/16	1	5 1/2		21
a40	2	L4x3 1/2x5/16	1	2 1/2		17
fb52	3	FL 1/4x4	0	4		3
	11	7/8 Dia A325N	0	2 1/2	+1HD WASH	11
205B2	ONE	BEAM				317
205B2	1	W10x22	14	0 1/4		307
a299	4	L3x3x5/16	0	5 1/2		11
205B3	ONE	BEAM				293
205B3	1	W10x22	12	10 3/4		284
a140	1	L3 1/2x3x5/16	0	7		4
a141	1	L3 1/2x3x5/16	0	7		4
	2	7/8 Dia A325N	0	2 1/2	+1HD WASH	2
205B4	ONE	BEAM				1601
205B4	1	W21x44	36	5 13/16		1601
205B5	ONE	BEAM				1854
205B5	1	W21x50	37	2 3/8		1854
205B6	ONE	BEAM				144
205B6	1	C7x12.2	11	9 3/8		144
205B7	2	BEAM				384
205B7	2	C7x12.2	15	8 3/4		384
205B8	3	BEAM				384
205B8	3	C7x12.2	10	5 3/4		384

MATERIAL:
W SHAPE: A992
CHANNEL & PL'S: A36
HSS (TUBE): A500 GR. B
HSS (ROUND): A53 GR. B

BOLTS: 7/8" Ø U.N.O.
HOLES: 15/16 Ø U.N.O.
WELDING: E70XX
SURFACE PREP: SSPC SP-3
PAINT: 1 S/C GRAY PRIMER (U.N.)

REV	DATE	DESCRIPTION	BY
1	Jan 14 2015	ADDED EXTRA HOLES	MC
0	Jan 7 2015	FOR FABRICATION	MC
A	Dec 9 2014	FOR APPROVAL	MC

DRAWINGS PREPARED BY, GLOBAL DETAILING, INC. JOB #: 14-473

Mull Iron — A MINORITY BUSINESS ENTERPRISE
10 MULL DRIVE — RITTMAN, OHIO 44270

JOB NAME	GATEWAY BUILDING AT PARK WEST
JOB ADDRESS	-
ARCH./ENG.	HASENSTAB ARCHITECTS
CUSTOMER	TESTA COMPANIES
CONTRACTOR	TESTA COMPANIES
DESCRIPTION	BEAM DETAIL(S)

DETAILED MC — DATE 12-2014 — CHECKED MPE

Cont. No. C14800 — Dwg. No. 205 — 1

Global Detailing, Inc

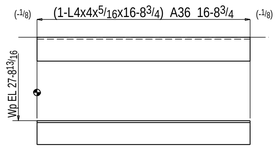

ONE ANGLE 207A1

SHOP NOTE:
TOE DIRECTION NEAR SIDE

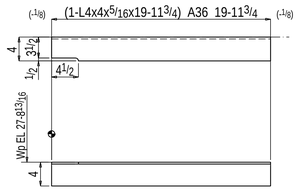

ONE ANGLE 207A2

SHOP NOTE:
TOE DIRECTION NEAR SIDE

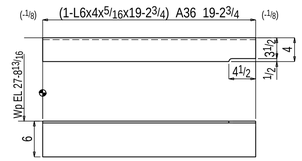

ONE ANGLE 207A3

SHOP NOTE:
TOE DIRECTION NEAR SIDE

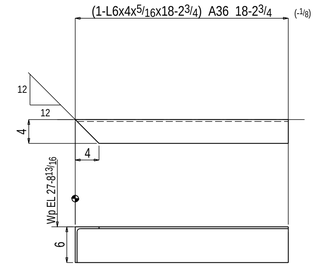

ONE ANGLE 207A4

SHOP NOTE:
TOE DIRECTION NEAR SIDE

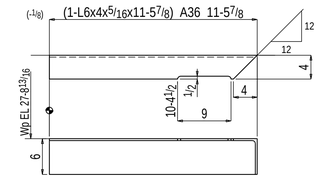

ONE ANGLE 207A5

SHOP NOTE:
TOE DIRECTION NEAR SIDE

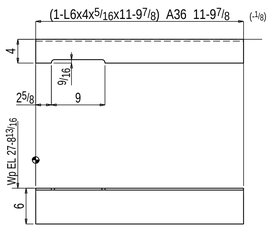

ONE ANGLE 207A6

SHOP NOTE:
TOE DIRECTION NEAR SIDE

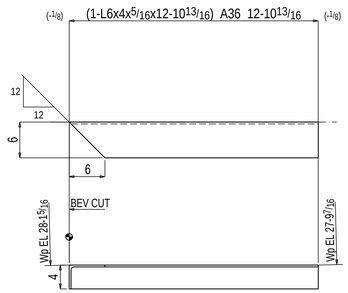

ONE ANGLE 207A7

SHOP NOTE:
TOE DIRECTION NEAR SIDE

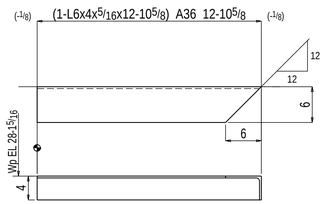

ONE ANGLE 207A8

SHOP NOTE:
TOE DIRECTION NEAR SIDE



2 ANGLES 207A9

SHOP NOTE:
TOE DIRECTION NEAR SIDE

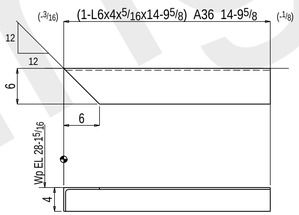

ONE ANGLE 207A10

SHOP NOTE:
TOE DIRECTION NEAR SIDE

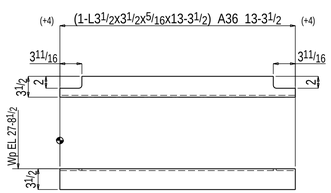

ONE ANGLE 207A11

SHOP NOTE:
TOE DIRECTION FAR SIDE



ONE ANGLE 207A12

SHOP NOTE:
TOE DIRECTION NEAR SIDE

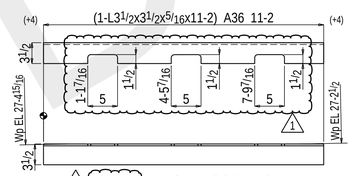

1 ONE ANGLE 207A13

SHOP NOTE:
TOE DIRECTION NEAR SIDE

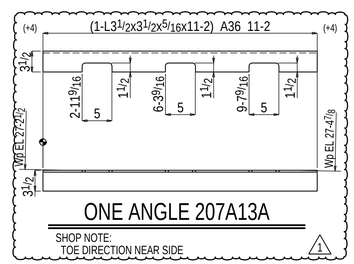

ONE ANGLE 207A13A

SHOP NOTE:
TOE DIRECTION NEAR SIDE

6 ANGLES 207A14

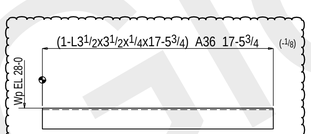

ONE ANGLE 207A15

SHOP NOTE:
TOE DIRECTION FAR SIDE

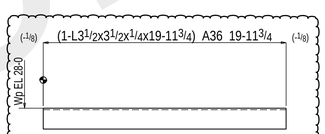

2 ANGLES 207A16

SHOP NOTE:
TOE DIRECTION FAR SIDE

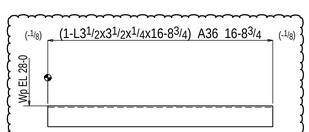

ONE ANGLE 207A17

SHOP NOTE:
TOE DIRECTION FAR SIDE

BILL OF MATERIAL

MARK	No. REQ'D	Description	LENGTH FT	LENGTH IN	Remarks	Weight Total
207A1	ONE	ANGLE				137
207A1	1	L4x4x5/16	16	8 3/4		137
207A2	ONE	ANGLE				164
207A2	1	L4x4x5/16	19	11 3/4		164
207A3	ONE	ANGLE				198
207A3	1	L6x4x5/16	19	2 3/4		198
207A4	ONE	ANGLE				187
207A4	1	L6x4x5/16	18	2 3/4		187
207A5	ONE	ANGLE				117
207A5	1	L6x4x5/16	11	5 7/8		117
207A6	ONE	ANGLE				121
207A6	1	L6x4x5/16	11	9 7/8		121
207A7	ONE	ANGLE				131
207A7	1	L6x4x5/16	12	10 13/16	B1E	131
207A8	ONE	ANGLE				131
207A8	1	L6x4x5/16	12	10 5/8		131
207A9	2	ANGLE				236
207A9	2	L6x4x5/16	11	5 3/4		236
207A10	ONE	ANGLE				151
207A10	1	L6x4x5/16	14	9 5/8		151
207A11	ONE	ANGLE				94
207A11	1	L3 1/2x3 1/2x5/16	13	3 1/2		94
207A12	ONE	ANGLE				94
207A12	1	L3 1/2x3 1/2x5/16	13	3 1/2		94
207A13	ONE	ANGLE				78
207A13	1	L3 1/2x3 1/2x5/16	11	2		78
207A13A	ONE	ANGLE				78
207A13A	1	L3 1/2x3 1/2x5/16	11	2		78
207A14	6	ANGLE				67
207A14	6	L2x2x1/4	3	6		67
207A15	ONE	ANGLE				101
207A15	1	L3 1/2x3 1/2x1/4	17	5 3/4		101
207A16	2	ANGLE				232
207A16	2	L3 1/2x3 1/2x1/4	19	11 3/4		232
207A17	ONE	ANGLE				97
207A17	1	L3 1/2x3 1/2x1/4	16	8 3/4		97

MATERIAL:
W SHAPE: A992
CHANNEL & PL'S: A36
HSS (TUBE): A500 GR. B
HSS (ROUND): A53 GR. B

BOLTS: 7/8" Ø U.N.O.

HOLES: 15/16 Ø U.N.O.

WELDING: E70XX

SURFACE PREP: SSPC SP-3

PAINT: 1 S/C GRAY PRIMER (U.N.)

REV	DATE	DESCRIPTION	BY
1	Feb 6 2015	REV A3 / ADDED A15-A17	MC
0	Jan 7 2015	FOR FABRICATION	MC
A	Dec 9 2014	FOR APPROVAL	MC

DRAWINGS PREPARED BY,
GLOBAL DETAILING, INC.
JOB #: 14-473

Mull Iron — A MINORITY BUSINESS ENTERPRISE
10 MULL DRIVE — RITTMAN, OHIO 44270

JOB NAME	GATEWAY BUILDING AT PARK WEST
JOB ADDRESS	-
ARCH./ENG.	HASENSTAB ARCHITECTS
CUSTOMER	TESTA COMPANIES
CONTRACTOR	TESTA COMPANIES
DESCRIPTION	ANGLE DETAIL(S)

DETAILED MC — DATE 12-2014 — CHECKED MPE

Cont. No. C14800 — Dwg. No. 207 — 1

Global Detailing, Inc.

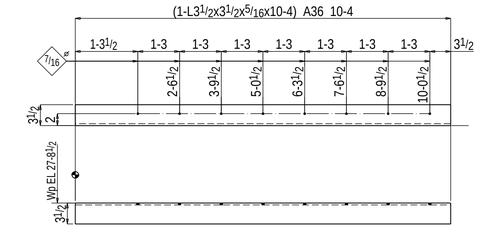

ONE ANGLE 208A1

SHOP NOTE:
TOE DIRECTION FAR SIDE



ONE ANGLE 208A2

SHOP NOTE:
TOE DIRECTION FAR SIDE

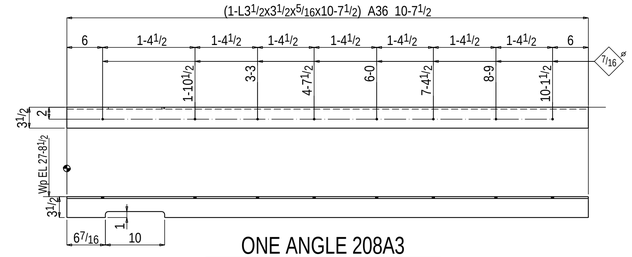

ONE ANGLE 208A3

SHOP NOTE:
TOE DIRECTION NEAR SIDE

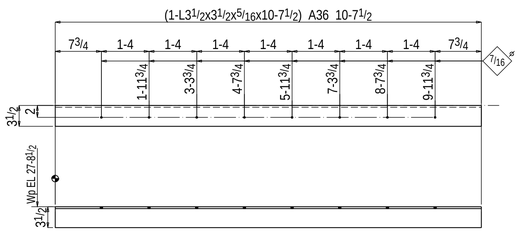

ONE ANGLE 208A4

SHOP NOTE:
TOE DIRECTION NEAR SIDE

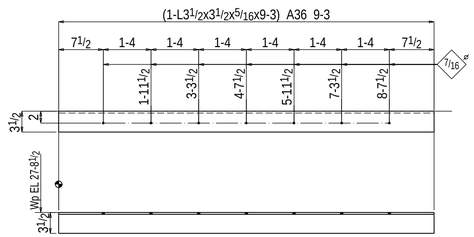

ONE ANGLE 208A5

SHOP NOTE:
TOE DIRECTION NEAR SIDE

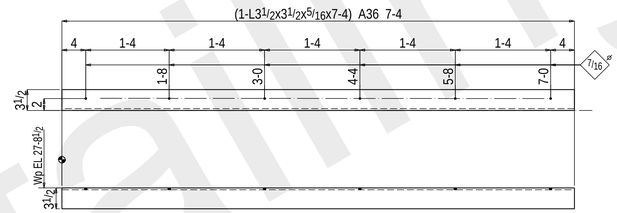

ONE ANGLE 208A6

SHOP NOTE:
TOE DIRECTION FAR SIDE

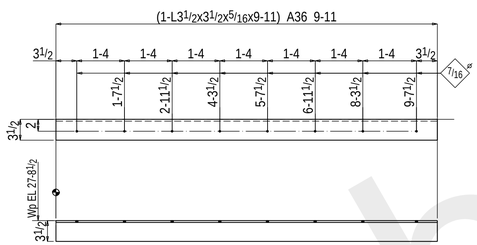

ONE ANGLE 208A7

SHOP NOTE:
TOE DIRECTION NEAR SIDE

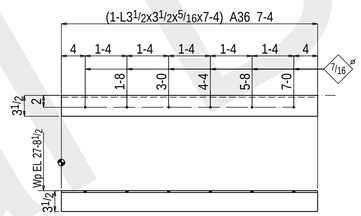

ONE ANGLE 208A8

SHOP NOTE:
TOE DIRECTION NEAR SIDE

BILL OF MATERIAL

MARK	No. REQ'D	Description	LENGTH FT	LENGTH IN	Remarks	Weight Total
208A1	ONE	ANGLE				74
208A1	1	L3 1/2x3 1/2x5/16	10	4		74
		FIELD BOLTS				
	8	3/8 Dia HLC-HX	0	2	+1HD WASH	
208A2	ONE	ANGLE				74
208A2	1	L3 1/2x3 1/2x5/16	10	4		74
		FIELD BOLTS				
	8	3/8 Dia HLC-HX	0	2	+1HD WASH	
208A3	ONE	ANGLE				76
208A3	1	L3 1/2x3 1/2x5/16	10	7 1/2		76
		FIELD BOLTS				
	8	3/8 Dia HLC-HX	0	2	+1HD WASH	
208A4	ONE	ANGLE				76
208A4	1	L3 1/2x3 1/2x5/16	10	7 1/2		76
		FIELD BOLTS				
	8	3/8 Dia HLC-HX	0	2	+1HD WASH	
208A5	ONE	ANGLE				67
208A5	1	L3 1/2x3 1/2x5/16	9	3		67
		FIELD BOLTS				
	7	3/8 Dia HLC-HX	0	2	+1HD WASH	
208A6	ONE	ANGLE				53
208A6	1	L3 1/2x3 1/2x5/16	7	4		53
		FIELD BOLTS				
	6	3/8 Dia HLC-HX	0	2	+1HD WASH	
208A7	ONE	ANGLE				71
208A7	1	L3 1/2x3 1/2x5/16	9	11		71
		FIELD BOLTS				
	8	3/8 Dia HLC-HX	0	2	+1HD WASH	
208A8	ONE	ANGLE				53
208A8	1	L3 1/2x3 1/2x5/16	7	4		53
		FIELD BOLTS				
	6	3/8 Dia HLC-HX	0	1 7/8	+1HD WASH	

DRAWINGS PREPARED BY,
GLOBAL DETAILING, INC.
JOB #: 14-473

MATERIAL:
W SHAPE: A992
CHANNEL & PL'S: A36
HSS (TUBE): A500 GR. B
HSS (ROUND): A53 GR. B

BOLTS: 7/8" Ø U.N.O.

HOLES: 15/16 Ø U.N.O.

WELDING: E70XX

SURFACE PREP: SSPC SP-3

PAINT: 1 S/C RED PRIMER (U.N.)

REV	DATE	DESCRIPTION	BY
0	Jan 7 2015	FOR FABRICATION	MC
A	Dec 9 2014	FOR APPROVAL	MC

Mull Iron — A MINORITY BUSINESS ENTERPRISE
10 MULL DRIVE — RITTMAN, OHIO 44270

JOB NAME	GATEWAY BUILDING AT PARK WEST
JOB ADDRESS	-
ARCH./ENG.	HASENSTAB ARCHITECTS
CUSTOMER	TESTA COMPANIES
CONTRACTOR	TESTA COMPANIES
DESCRIPTION	ANGLE DETAIL(S)
DETAILED MC	DATE 12-2014 — CHECKED MPE

Cont. No. C14800 — Dwg. No. 208 — 0

Global Detailing, Inc.

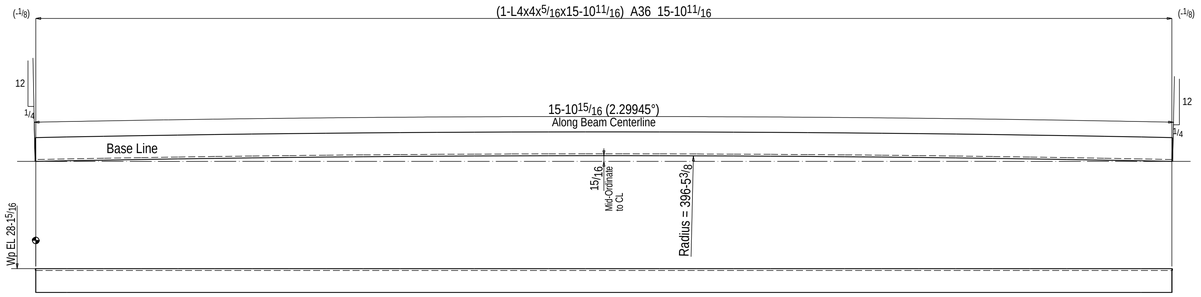

ONE ANGLE 210A1

SHOP NOTE:
TOE DIRECTION FAR SIDE

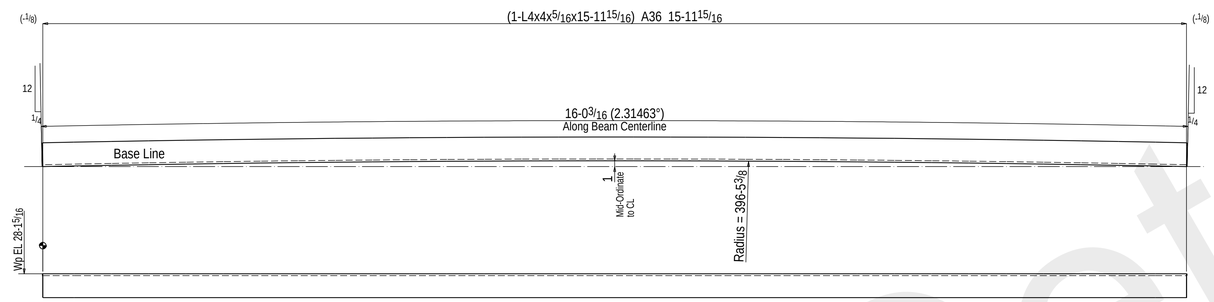

ONE ANGLE 210A2

SHOP NOTE:
TOE DIRECTION FAR SIDE

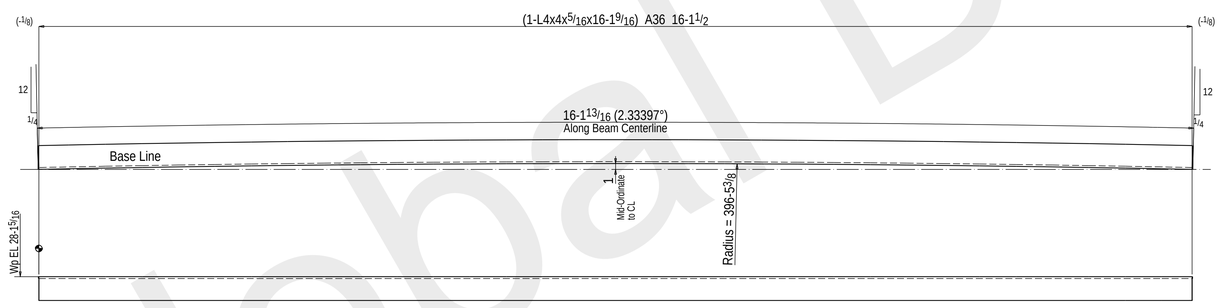

ONE ANGLE 210A3

SHOP NOTE:
TOE DIRECTION FAR SIDE

BILL OF MATERIAL

MARK	No. REQ'D	Description	LENGTH FT	LENGTH IN	Remarks	Weight Total
210A1	ONE	ANGLE				130
210A1	1	L4x4x5/16	15	10 11/16		130
210A2	ONE	ANGLE				131
210A2	1	L4x4x5/16	15	11 15/16		131
210A3	ONE	ANGLE				132
210A3	1	L4x4x5/16	16	1 9/16		132

DRAWINGS PREPARED BY,
GLOBAL DETAILING, INC.
JOB #: 14-473

MATERIAL:
W SHAPE: A992
CHANNEL & PL'S: A36
HSS (TUBE): A500 GR. B
HSS (ROUND): A53 GR. B

BOLTS: 7/8" Ø U.N.O.

HOLES: 15/16 Ø U.N.O.

WELDING: E70XX

SURFACE PREP: SSPC SP-3

PAINT: 1 S/C RED PRIMER (U.N.)

REV	DATE	DESCRIPTION	BY
0	Jan 7 2015	FOR FABRICATION	MC
A	Dec 9 2014	FOR APPROVAL	MC

Mull Iron — A MINORITY BUSINESS ENTERPRISE
10 MULL DRIVE — RITTMAN, OHIO 44270

JOB NAME	GATEWAY BUILDING AT PARK WEST
JOB ADDRESS	-
ARCH./ENG.	HASENSTAB ARCHITECTS
CUSTOMER	TESTA COMPANIES
CONTRACTOR	TESTA COMPANIES
DESCRIPTION	ROOF FRAME & ROLLED ANGLE DETAIL(S)
DETAILED MC	DATE 12-2014 CHECKED MPE

Cont. No. C14800 — Dwg. No. 210 — 0

Global Detailing, Inc.

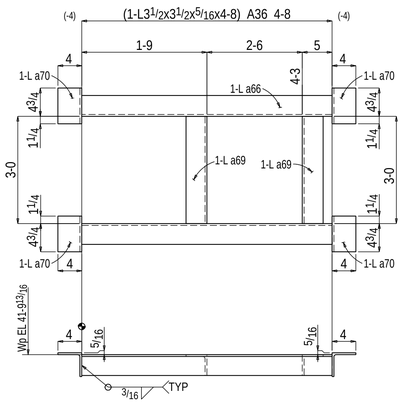

ONE ROOF FRAME 306F1

SHOP NOTE:
TOE DIRECTION NEAR SIDE

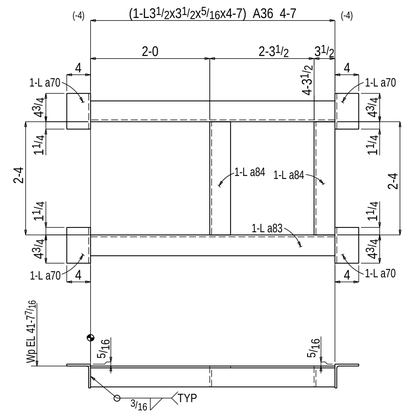

ONE ROOF FRAME 306F2

SHOP NOTE:
TOE DIRECTION FAR SIDE

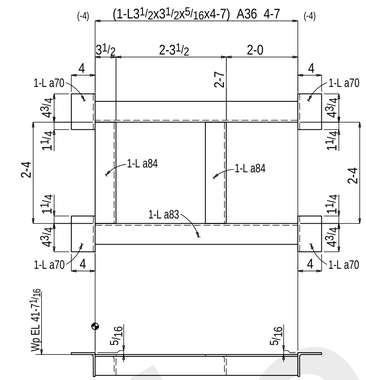

ONE ROOF FRAME 306F3

SHOP NOTE:
TOE DIRECTION FAR SIDE

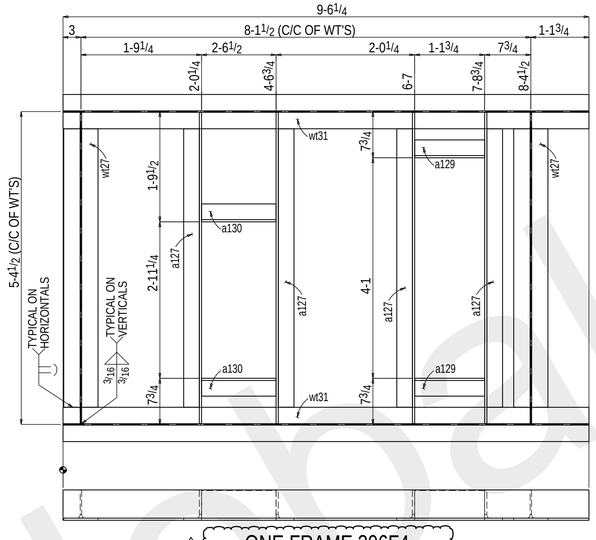

ONE FRAME 306F4

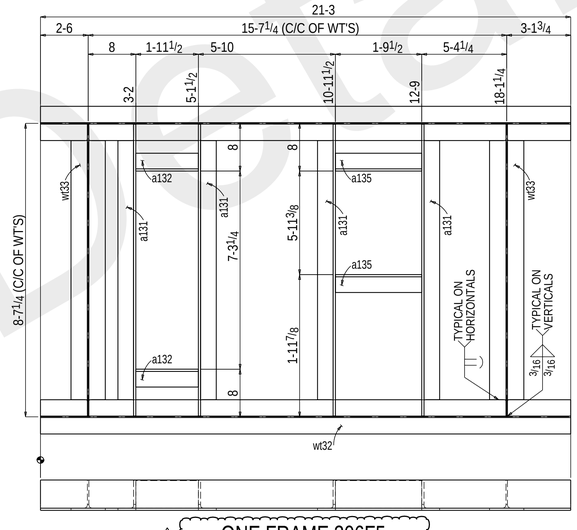

ONE FRAME 306F5

BILL OF MATERIAL

MARK	No. REQ'D	Description	LENGTH FT	LENGTH IN	Remarks	Weight Total
306F1	ONE	ROOF FRAME				127
306F1	1	L3 1/2x3 1/2x5/16	4	8		34
a70	4	L4x4x5/16	0	6		16
a66	1	L3 1/2x3 1/2x5/16	4	8		34
a69	2	L3 1/2x3 1/2x5/16	3	0		43
306F2	ONE	ROOF FRAME				116
306F2	1	L3 1/2x3 1/2x5/16	4	7		33
a70	4	L4x4x5/16	0	6		16
a83	1	L3 1/2x3 1/2x5/16	4	7		33
a84	2	L3 1/2x3 1/2x5/16	2	4		34
306F3	ONE	ROOF FRAME				116
306F3	1	L3 1/2x3 1/2x5/16	4	7		33
a70	4	L4x4x5/16	0	6		16
a83	1	L3 1/2x3 1/2x5/16	4	7		33
a84	2	L3 1/2x3 1/2x5/16	2	4		34
306F4	ONE	FRAME				593
wt31	2	WT5x11	9	6 1/4		209
wt27	2	WT5x11	5	4 1/4		110
a127	4	L5x3x3/8	5	4 1/4		201
a129	2	L5x3x3/8	1	1 3/4		22
a130	2	L5x3x3/8	2	6 1/2		50
306F5	ONE	FRAME				1050
wt32	2	WT5x11	21	3		468
wt33	2	WT5x11	8	7		181
a131	4	L5x3x3/8	8	7		328
a132	2	L5x3x3/8	1	11 1/2		38
a135	2	L5x3x3/8	1	9 1/2		35

DRAWINGS PREPARED BY,
GLOBAL DETAILING, INC.
JOB #: 14-473

MATERIAL:
W SHAPE: A992
CHANNEL & PLS: A36
HSS (TUBE): A500 GR. B
HSS (ROUND): A53 GR. B

BOLTS: 7/8" Ø U.N.O.
HOLES: 15/16 Ø U.N.O.
WELDING: E70XX
SURFACE PREP: SSPC SP-3
PAINT: 1 S/C GRAY PRIMER (U.N.)

REV	DATE	DESCRIPTION	BY
1	Feb 26 2015	REV 306F4 & 306F5 (READY FOR FAB)	MC
0	Jan 7 2015	FOR FABRICATION	MC
A	Dec 9 2014	FOR APPROVAL	MC

Mull Iron — A MINORITY BUSINESS ENTERPRISE
10 MULL DRIVE — RITTMAN, OHIO 44270

JOB NAME	GATEWAY BUILDING AT PARK WEST
JOB ADDRESS	-
ARCH./ENG.	HASENSTAB ARCHITECTS
CUSTOMER	TESTA COMPANIES
CONTRACTOR	TESTA COMPANIES
DESCRIPTION	ROOF FRAME DETAIL(S)
DETAILED MC	DATE 12-2014 CHECKED MPE

Cont. No. C14800 — Dwg. No. 306 — 1

Global Detailing, Inc

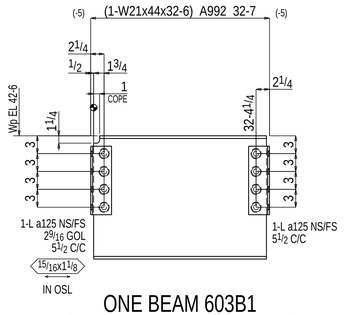

ONE BEAM 603B1

W | 20 11/16x3/8
F | 6 1/2x7/16

SHOP BOLTS:
8-7/8x2 1/2 A325N

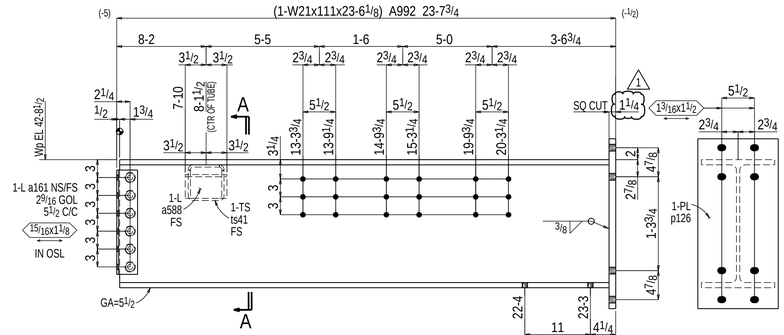

ONE BEAM 603B2

W | 21 1/2x9/16
F | 12 5/16x7/8

SHOP BOLTS:
6-7/8x2 1/2 A325N

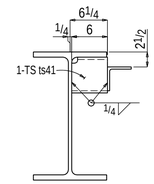

Section A-A

603B2

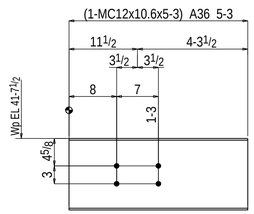

ONE BEAM 603B3

W | 12x3/16
F | 1 1/2x5/16

SHOP NOTE:
TOE DIRECTION NEAR SIDE

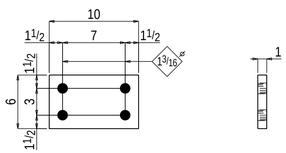

ONE THERMAL PLATE 603M4

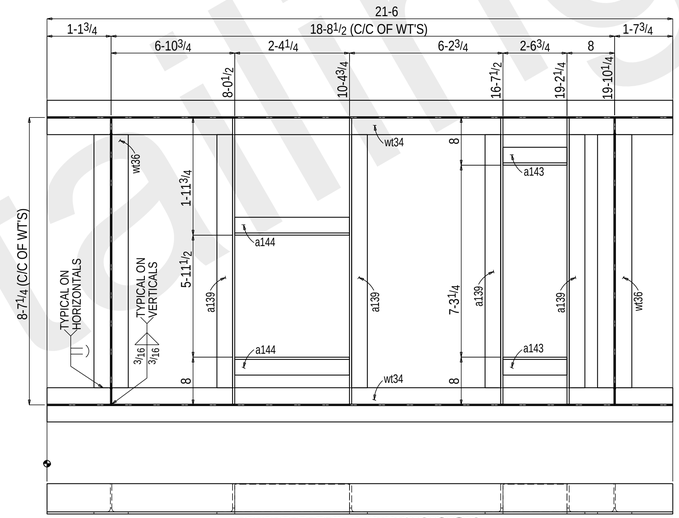

ONE FRAME 603F5

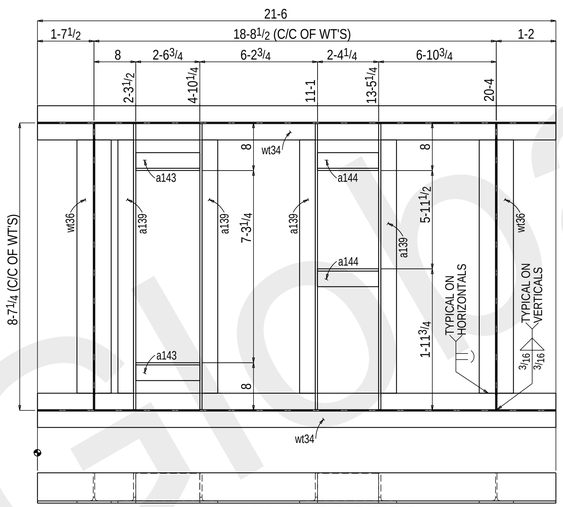

ONE FRAME 603F6

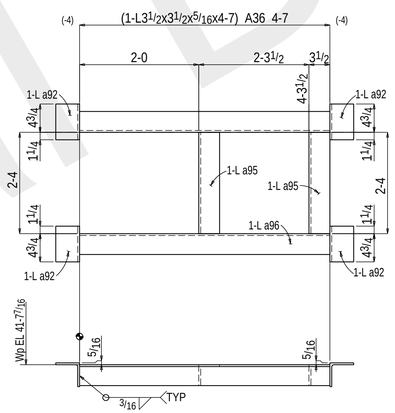

ONE ROOF FRAME 603F7

SHOP NOTE:
TOE DIRECTION FAR SIDE

BILL OF MATERIAL

MARK	No. REQ'D	Description	LENGTH FT	LENGTH IN	Remarks	Weight Total
603B1	ONE	BEAM				1464
603B1	1	W21x44	32	6		1428
a125	4	L4x3 1/2x5/16	0	11 1/2		27
	8	7/8 Dia A325N	0	2 1/2	+1HD WASH	8
603B2	ONE	BEAM				2789
603B2	1	W21x111	23	6 1/8	S1E	2606
ts41	1	HSS6x6x3/8	0	6		13
a588	1	L4x4x3/8	0	7		6
a161	2	L4x3 1/2x5/16	1	5 1/2		21
p126	1	PL 1 1/4x13 1/2	2	4 1/2		136
	6	7/8 Dia A325N (1)	0	2 1/2	+1HD WASH	6
		FIELD BOLTS				
(1)	18	7/8 Dia A325N	0	2 1/2	+1HD WASH	
603B3	ONE	BEAM				56
603B3	1	MC12x10.6	5	3		56
		FIELD BOLTS				
	4	7/8 Dia A325N	0	3	+1HD WASH	
603M4	ONE	THERMAL PLATE				16
603M4	1	PL1x6	0	10	THERMAL PLT	16
		FIELD BOLTS				
	4	7/8 Dia A325N	0	4	+2HD WASH	
	8	7/8 Dia Fabreeka Washer				
	8	7/8 Dia Fabreeka Bushing	0	0 1/2		
603F5	ONE	FRAME				1079
wt34	2	WT5x11	21	6		473
wt36	2	WT5x11	8	7		181
a139	4	L5x3x3/8	8	7		328
a143	2	L5x3x3/8	2	6 3/4		50
a144	2	L5x3x3/8	2	4 1/4		46
603F6	ONE	FRAME				1079
wt34	2	WT5x11	21	6		473
wt36	2	WT5x11	8	7		181
a139	4	L5x3x3/8	8	7		328
a144	2	L5x3x3/8	2	4 1/4		46
a143	2	L5x3x3/8	2	6 3/4		50
603F7	ONE	ROOF FRAME				116
603F7	1	L3 1/2x3 1/2x5/16	4	7		33
a92	4	L4x4x5/16	0	6		16
a96	1	L3 1/2x3 1/2x5/16	4	7		33
a95	2	L3 1/2x3 1/2x5/16	2	4		34

DRAWINGS PREPARED BY, GLOBAL DETAILING, INC.
JOB #: 14-473

MATERIAL:
W SHAPE: A992
CHANNEL & PL'S: A36
HSS (TUBE): A500 GR. B
HSS (ROUND): A53 GR. B

BOLTS: 7/8" Ø U.N.O.
HOLES: 15/16 Ø U.N.O.
WELDING: E70XX
SURFACE PREP: SSPC SP-3
PAINT: 1 S/C GRAY PRIMER (U.N.)

REV	DATE	DESCRIPTION	BY
2	Feb 26 2015	REV 603F5 & 603F6 (READY FOR FAB)	MC
1	Jan 22 2015	REV END PLT THICKNESS TO 1 1/4 (B2)	MC
0	Jan 16 2015	FOR FABRICATION	MC
A	Dec 24 2014	FOR APPROVAL	MC

Mull Iron — A MINORITY BUSINESS ENTERPRISE
10 MULL DRIVE — RITTMAN, OHIO 44270

JOB NAME	GATEWAY BUILDING AT PARK WEST
JOB ADDRESS	-
ARCH./ENG.	HASENSTAB ARCHITECTS
CUSTOMER	TESTA COMPANIES
CONTRACTOR	TESTA COMPANIES
DESCRIPTION	BEAM, THERMAL PLATE, & FRAME DETAIL(S)
DETAILED MC	DATE 12-2014 CHECKED MPE

Cont. No. C14800 — Dwg. No. 603 (2)

Global Detailing, Inc.